



5KP36AS

UNI-DIRECTIONAL TRANSIENT VOLTAGE SUPPRESSOR

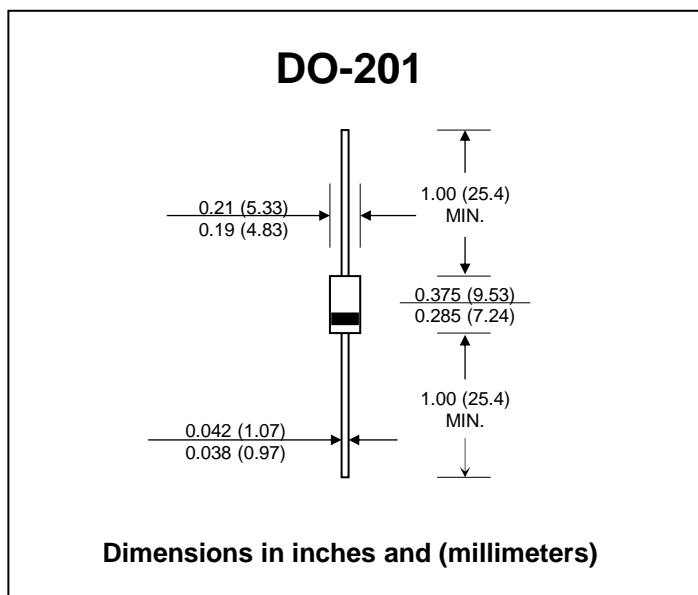
V_{RM} : 36 Volts
P_{PK} : 5000 Watts

FEATURES :

- * 5000W Peak Pulse Power
- * Excellent clamping capability
- * Low incremental surge resistance
- * Fast response time : typically less than 1.0 ps from 0 volt to V_{BR(min.)}
- * **Pb / RoHS Free**

MECHANICAL DATA

- * Case : DO-201 Molded plastic
- * Epoxy : UL94V-0 rate flame retardant
- * Lead : Axial lead solderable per MIL-STD-202, method 208 guaranteed
- * Mounting position : Any
- * Weight : 0.93 grams



MAXIMUM RATINGS (Rating at 25 °C ambient temperature unless otherwise specified.)

Rating	Symbol	Value	Unit
Peak Pulse Power Dissipation at tp = 1ms (Note 1, Fig. 4)	P _{PK}	Minimum 5000	W
Steady State Power Dissipation at TL = 75 °C Lead Lengths 0.375", (9.5mm) (Note 2)	P _D	8.0	W
Operating and Storage Temperature Range	T _J , T _{STG}	- 55 to + 150	°C

Notes :

- (1) Non-repetitive Current pulse, per Fig. 2 and derated above Ta = 25 °C per Fig. 1
- (2) Mounted on Copper Leaf area of 0.79 in² (20mm²).

ELECTRICAL CHARACTERISTICS (Rating at 25 °C ambient temperature unless otherwise specified)

Type	Breakdown Voltage @ I _T		Reverse Stand off Voltage	Maximum Reverse Leakage @ V _{RM}	Maximum Peak Pulse Current	Maximum Clamping Voltage @ I _{PPM}	Maximum Temperature Coefficient of V _{BR}	
	V _{BR} (V)	I _T						
	Min.	Max.	(mA)	(V)	(μA)	(A)	(V)	(%/°C)
5KP36AS	40.0	44.2	5.0	36	10	86	58.1	0.104



RATING AND CHARACTERISTIC CURVES (5KP36AS)

FIG.1 - PULSE DERATING CURVE

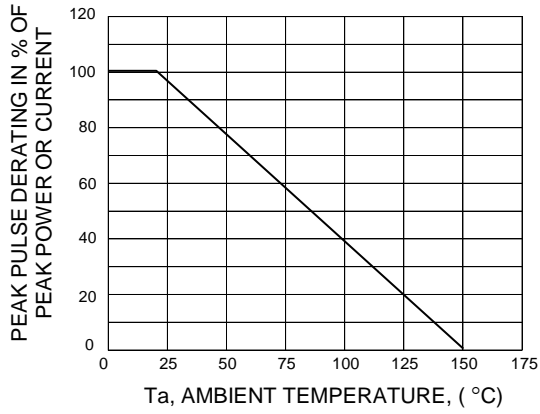


FIG.2 - PULSE WAVEFORM

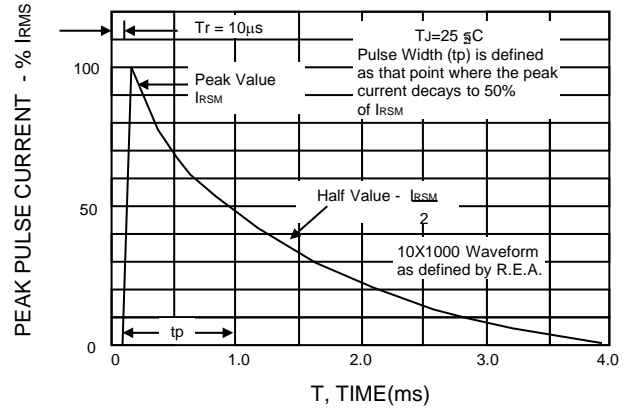


FIG.3 - STEADY STATE POWER DERATING

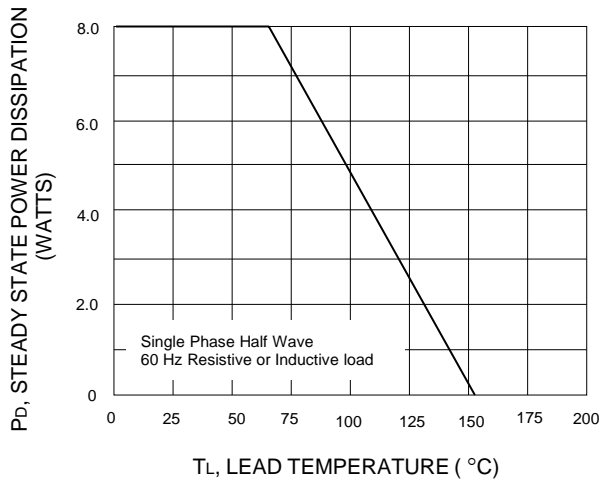


FIG.4 - PULSE RATING CURVE

